

Mill - Thread Inserts and Kits



**Mill-Thread tools for threading on CNC milling machines
by using helical interpolation programs**

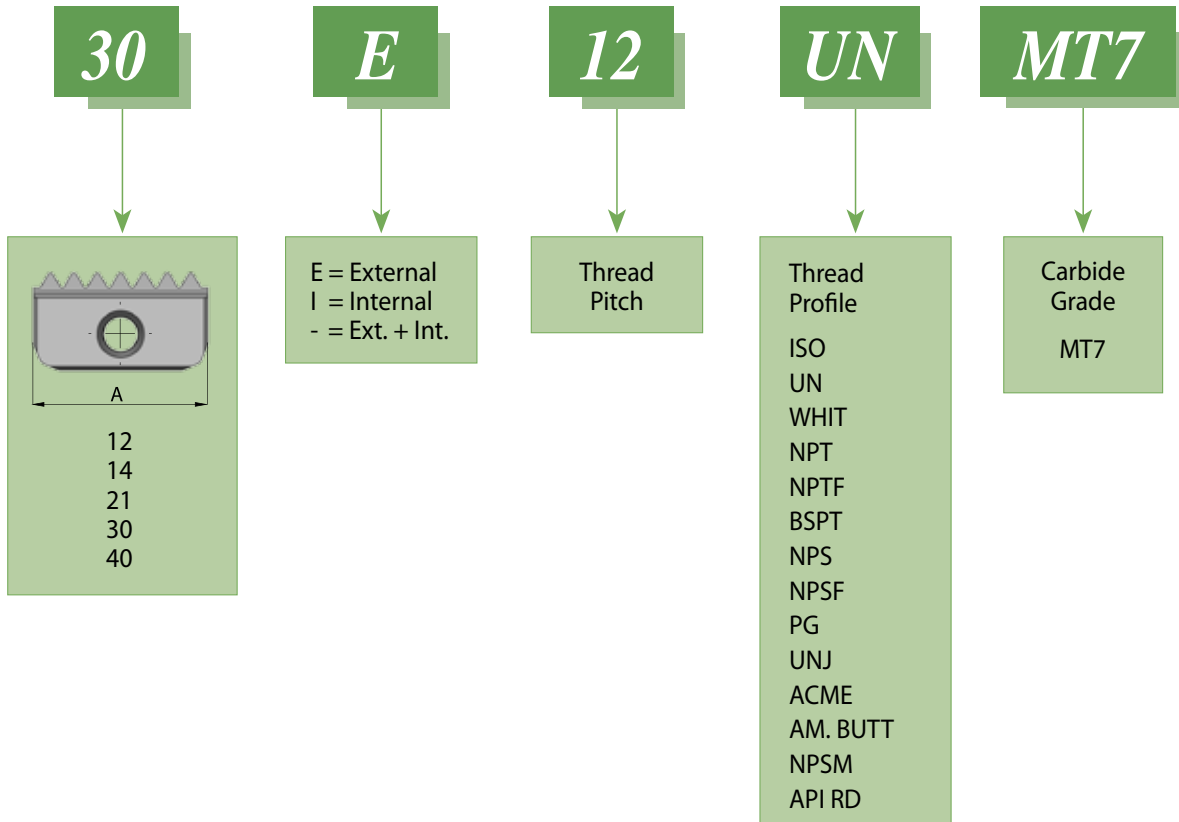
Advantages of Mill-Thread Tools

- Same toolholder and insert can produce both right-hand and left-hand threads.
- A single insert & toolholder can produce a given thread on many diameters (External & Internal).
- Prismatic shape of insert's tail ensures exact and reliable clamping in the toolholder.
- Most inserts are double sided, having two cutting edges.
- Thread is produced in one tool pass.
- MT tools can produce tapered threads.
- Improved productivity thanks to increased cutting speeds and multitooth type carbide inserts.
- Threading to one pitch of a shoulder in a blind hole.
- Longer tool life thanks to a special multilayer coating process.
- Lower tooling costs, considerably less expensive than using taps and dies.
- Since lower machine power is required, a smaller machine can produce larger threads in a single operation with less idle time and tool changes.

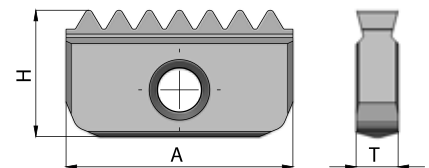
Contents:	Page:	Contents:	Page:
Product Identification	172	NPSM	178
ISO	173	PG - DIN 40430	178
UN	174	UNJ	179
WHIT	175	American Buttress	179
BSPT	175	Acme	180
NPT	176	API RD	180
NPTF	176	Internal ISO Kits	181
NPS	177	Special Tools	182
NPSF	177		

Product Identification

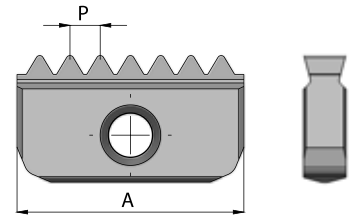
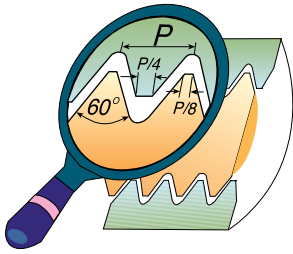
Mill-Thread Inserts Ordering Codes



	Insert Size = A				
	12 mm	14 mm	21 mm	30 mm	40 mm
H	.248	.295	.472	.630	.787
T	.114	.122	.185	.217	.248



ISO

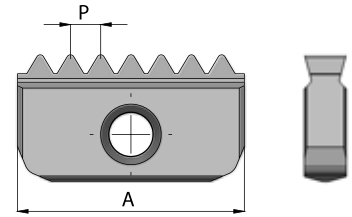
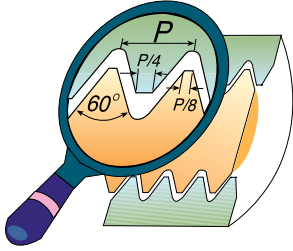


Pitch mm		Insert Size = A				
		12 mm .472	14 mm .551	21 mm .827	30 mm 1.181	40 mm 1.575
0.5	Ext.					
0.5	Int.	* 12 I 0.5 ISO	14 I 0.5 ISO			
0.75	Ext.		14 E 0.75 ISO			
0.75	Int.	* 12 I 0.75 ISO	14 I 0.75 ISO			
1.0	Ext.		14 E 1.0 ISO	21 E 1.0 ISO		
1.0	Int.	* 12 I 1.0 ISO	14 I 1.0 ISO	21 I 1.0 ISO		
1.25	Ext.		14 E 1.25 ISO			
1.25	Int.	* 12 I 1.25 ISO	14 I 1.25 ISO			
1.5	Ext.		14 E 1.5 ISO	21 E 1.5 ISO	30 E 1.5 ISO	40 E 1.5 ISO
1.5	Int.	* 12 I 1.5 ISO	14 I 1.5 ISO	21 I 1.5 ISO	30 I 1.5 ISO	40 I 1.5 ISO
1.75	Ext.		14 E 1.75 ISO			
1.75	Int.		14 I 1.75 ISO	21 I 1.75 ISO		
2.0	Ext.		14 E 2.0 ISO	21 E 2.0 ISO	30 E 2.0 ISO	40 E 2.0 ISO
2.0	Int.		14 I 2.0 ISO	21 I 2.0 ISO	30 I 2.0 ISO	40 I 2.0 ISO
2.5	Ext.		14 E 2.5 ISO	21 E 2.5 ISO		
2.5	Int.		14 I 2.5 ISO	21 I 2.5 ISO		
3.0	Ext.			21 E 3.0 ISO	30 E 3.0 ISO	40 E 3.0 ISO
3.0	Int.			21 I 3.0 ISO	30 I 3.0 ISO	40 I 3.0 ISO
3.5	Ext.				30 E 3.5 ISO	
3.5	Int.			21 I 3.5 ISO	30 I 3.5 ISO	40 I 3.5 ISO
4.0	Ext.				30 E 4.0 ISO	40 E 4.0 ISO
4.0	Int.				30 I 4.0 ISO	40 I 4.0 ISO
4.5	Ext.					
4.5	Int.				30 I 4.5 ISO	40 I 4.5 ISO
5.0	Ext.					40 E 5.0 ISO
5.0	Int.				30 I 5.0 ISO	40 I 5.0 ISO
5.5	Ext.					
5.5	Int.				30 I 5.5 ISO	40 I 5.5 ISO
6.0	Ext.					40 E 6.0 ISO
6.0	Int.					40 I 6.0 ISO

* One cutting edge

Order example: 14 I 1.5 ISO MT7

UN UNC, UNF, UNEF, UNS



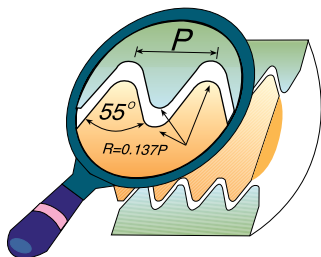
Pitch TPI		Insert Size = A				
		12 mm .472	14 mm .551	21 mm .827	30 mm 1.181	40 mm 1.575
32	Ext.		14 E 32 UN			
32	Int.	* 12 32 UN	14 32 UN			
28	Ext.		14 E 28 UN			
28	Int.	* 12 28 UN	14 28 UN			
27	Ext.					
27	Int.		14 27 UN			
24	Ext.		14 E 24 UN	21 E 24 UN		
24	Int.	* 12 24 UN	14 24 UN	21 24 UN		
20	Ext.		14 E 20 UN	21 E 20 UN	30 E 20 UN	
20	Int.	* 12 20 UN	14 20 UN	21 20 UN	30 20 UN	
18	Ext.		14 E 18 UN	21 E 18 UN	30 E 18 UN	
18	Int.	* 12 18 UN	14 18 UN	21 18 UN	30 18 UN	
16	Ext.		14 E 16 UN	21 E 16 UN	30 E 16 UN	40 E 16 UN
16	Int.	* 12 16 UN	14 16 UN	21 16 UN	30 16 UN	40 16 UN
14	Ext.		14 E 14 UN	21 E 14 UN	30 E 14 UN	40 E 14 UN
14	Int.		14 14 UN	21 14 UN	30 14 UN	40 14 UN
13	Ext.		14 E 13 UN			
12	Ext.		14 E 12 UN	21 E 12 UN	30 E 12 UN	40 E 12 UN
12	Int.		14 12 UN	21 12 UN	30 12 UN	40 12 UN
11	Ext.		14 E 11 UN	21 E 11 UN		
11	Int.		14 11 UN			
10	Ext.		* 14 E 10 UN	21 E 10 UN	30 E 10 UN	40 E 10 UN
10	Int.		14 10 UN	21 10 UN	30 10 UN	40 10 UN
9	Ext.					
9	Int.		** 14 9 UN			
8	Ext.				30 E 8 UN	40 E 8 UN
8	Int.			21 8 UN	30 8 UN	40 8 UN
7	Ext.					
7	Int.			21 7 UN		
6	Ext.				30 E 6 UN	40 E 6 UN
6	Int.				30 6 UN	40 6 UN
5	Ext.					
5	Int.				30 5 UN	
4.5	Ext.					
4.5	Int.					40 4.5UN
4	Ext.					
4	Int.					40 4 UN

* One cutting edge

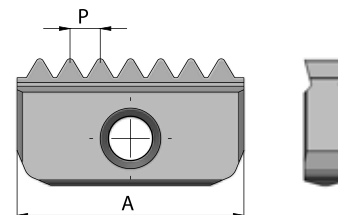
** Cannot be used with carbide shank Toolholders.

Order example: 21 | 18 UN MT7

WHIT BSW, BSF, BSP



Same Insert for External and Internal thread.

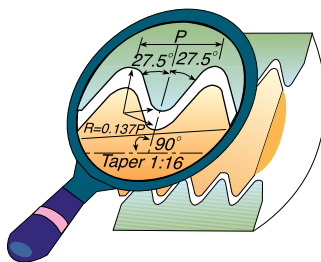


Pitch TPI	Insert Size = A				
	12 mm .472	14 mm .551	21 mm .827	30 mm 1.181	40 mm 1.575
24		14-24 W			
20		14-20 W	21-20 W		
19	* 12 - 19 W	14-19 W	21-19 W		
18		14-18 W			
16		14-16 W	21-16 W	30-16 W	
14		14-14 W	21-14 W	30-14 W	
12		14-12 W			
11		* 14-11 W	21-11 W	30-11 W	40-11 W
10			21-10 W		
8					40- 8 W

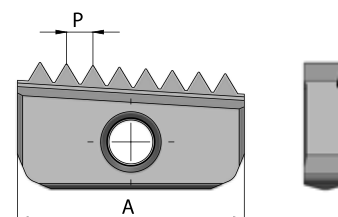
* One cutting edge

Order example: 21-11 W MT7

BSPT



Conical pipe thread inserts are one-sided and may be used for both External and Internal threading.

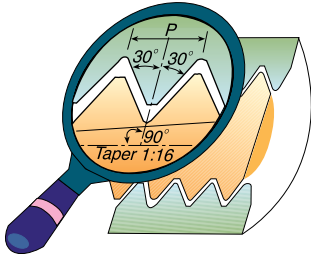


Pitch TPI	Insert Size = A				
	12 mm .472	14 mm .551	21 mm .827	30 mm 1.181	40 mm 1.575
19	12-19 BSPT	14-19 BSPT			
14		14-14 BSPT	21-14 BSPT		
11			21-11 BSPT	30-11 BSPT	40-11 BSPT

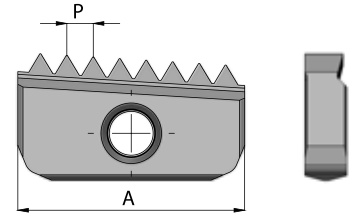
Order example: 14-19 BSPT MT7

For conical preparation end mills see page 253

NPT



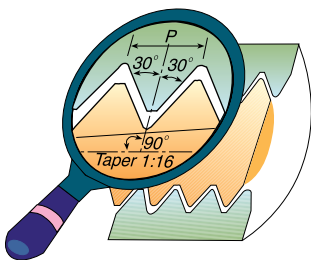
Conical pipe thread inserts are one-sided and may be used for both External and Internal threading.



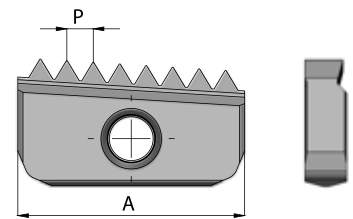
Pitch TPI	Insert Size = A				
	12 mm .472	14 mm .551	21 mm .827	30 mm 1.181	40 mm 1.575
18	12-18 NPT	14-18 NPT			
14		14-14 NPT	21-14 NPT		
11.5			21-11.5 NPT	30-11.5 NPT	40-11.5 NPT
8				30- 8 NPT	40- 8 NPT

Order example: 30-11.5 NPT MT7

NPTF



Conical pipe thread inserts are one-sided and may be used for both External and Internal threading.

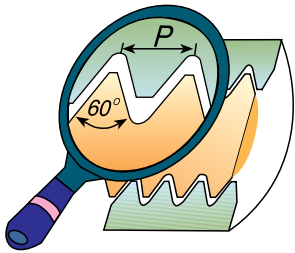


Pitch TPI	Insert Size = A				
	12 mm .472	14 mm .551	21 mm .827	30 mm 1.181	40 mm 1.575
18	12-18 NPTF	14-18 NPTF			
14		14-14 NPTF	21-14 NPTF		
11.5			21-11.5 NPTF	30-11.5 NPTF	40-11.5 NPTF
8				30- 8 NPTF	40- 8 NPTF

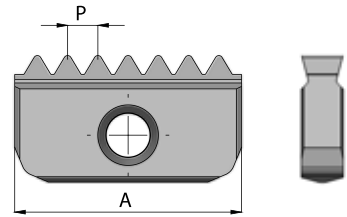
Order example: 21-14 NPTF MT7

For conical preparation end mills see page 253

NPS




Same Insert for External and Internal thread



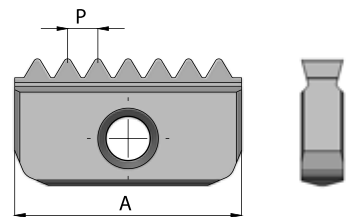
Pitch TPI	Insert Size = A				
	12 mm .472	14 mm .551	21 mm .827	30 mm 1.181	40 mm 1.575
18	* 12-18 NPS	14-18 NPS			
14		14-14 NPS	21-14 NPS		
11.5			21-11.5 NPS	30-11.5 NPS	40-11.5 NPS
8				30- 8 NPS	40- 8 NPS

Order example: 16 ER 14 NPS MXC

NPSF



Same Insert for External and Internal thread

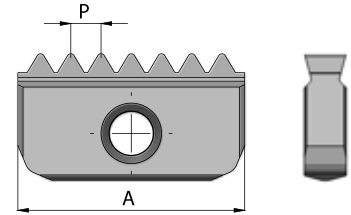
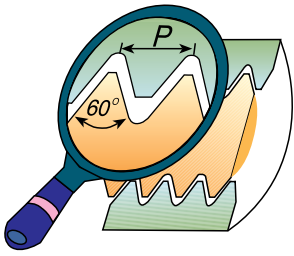


Pitch TPI	Insert Size = A				
	12 mm .472	14 mm .551	21 mm .827	30 mm 1.181	40 mm 1.575
18	* 12-18 NPSF	14-18 NPSF			
14		14-14 NPSF	21-14 NPSF		
11.5			21-11.5 NPSF	30-11.5 NPSF	40-11.5 NPSF
8				30- 8 NPSF	40- 8 NPSF

Order example: 21-14 NPSF MT7

* One cutting edge

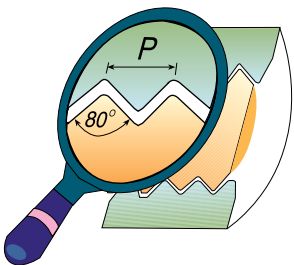
NPSM



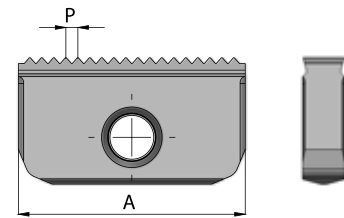
Pitch TPI		Insert Size = A				
		12 mm .472	14 mm .551	21 mm .827	30 mm 1.181	40 mm 1.575
18	Ext.		14 E 18 NPSM			
18	Int.	12 I 18 NPSM	14 I 18 NPSM			
14	Ext.			21 E 14 NPSM		
14	Int.		14 I 14 NPSM	21 I 14 NPSM		
11.5	Ext.			21 E 11.5 NPSM	30 E 11.5 NPSM	40 E 11.5 NPSM
11.5	Int.			21 I 11.5 NPSM	30 I 11.5 NPSM	40 I 11.5 NPSM
8	Ext.				30 E 8 NPSM	40 E 8 NPSM
8	Int.				30 I 8 NPSM	40 I 8 NPSM

Order example: 21 I 11.5 NPSM MT7

PG - DIN 40430



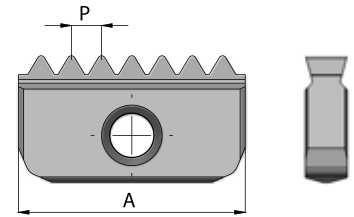
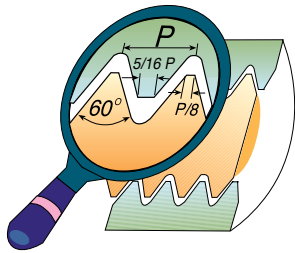
Same Insert for External and Internal thread



Pitch TPI	Insert Size = A		
	14 mm .551	21 mm .827	30 mm 1.181
18	14-18 PG (PG 9, 11, 13.5, 16)	21-18 PG (PG 16)	
16		21-16 PG (PG 21, 29, 36, 42, 48)	30-16 PG (PG 36, 42, 48)

Order example: 21-18 PG MT7

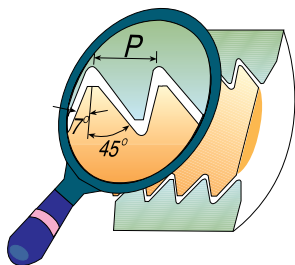
UNJ



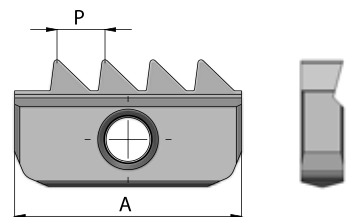
Pitch TPI		Insert Size = A	
		14 mm .551	21 mm .827
24	Ext.	14 E 24 UNJ	21 E 24 UNJ
24	Int.	14 I 24 UNJ	21 I 24 UNJ
20	Ext.	14 E 20 UNJ	21 E 20 UNJ
20	Int.	14 I 20 UNJ	21 I 20 UNJ
18	Ext.	14 E 18 UNJ	21 E 18 UNJ
18	Int.	14 I 18 UNJ	21 I 18 UNJ
16	Ext.	14 E 16 UNJ	21 E 16 UNJ
16	Int.	14 I 16 UNJ	21 I 16 UNJ
14	Ext.	14 E 14 UNJ	21 E 14 UNJ
14	Int.	14 I 14 UNJ	21 I 14 UNJ
12	Ext.	14 E 12 UNJ	21 E 12 UNJ
12	Int.	14 I 12 UNJ	21 I 12 UNJ

Order example: 21E 16 UNJ MT7

American Buttress



ABUT thread inserts are one-sided and may be used for both External and Internal threading

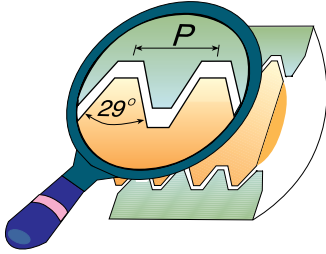


Pitch TPI	Insert Size = A		
	21 mm .827	30 mm 1.181	40 mm 1.575
16	21 - 16 ABUT	30 - 16 ABUT	
12	21 - 12 ABUT	30 - 12 ABUT	
10	21 - 10 ABUT	30 - 10 ABUT	
8	21 - 8 ABUT	30 - 8 ABUT	
6		30 - 6 ABUT	
4		* 30 - 4 ABUT	40 - 4 ABUT

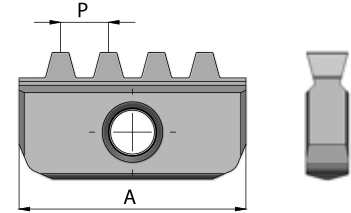
Order example: 30 - 6 ABUT MT7

* Inserts to be used only on Multi-Insert toolholders see page 187

ACME



Inserts for Internal threads



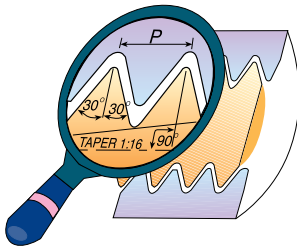
Pitch TPI		Insert Size = A		
		21 mm .827	30 mm 1.181	40 mm 1.575
12	Int.	21 12 ACME	30 12 ACME	
10	Int.	21 10 ACME	30 10 ACME	
8	Int.	21 8 ACME	30 8 ACME	
6	Int.		30 6 ACME	
5	Int.		30 5 ACME	
4	Int.		* 30 4 ACME	40 4 ACME
3.5	Int.			40 3.5 ACME
3	Int.			** 40 3 ACME

Order example: 21 | 8 ACME MT7

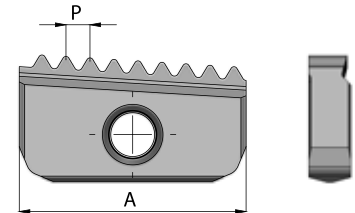
* Inserts to be used only on Multi-Insert toolholders see page 187

** One cutting edge

API RD



Same Insert for External and Internal thread



Pitch TPI		Insert Size = A		
		21 mm .827	30 mm 1.181	40 mm 1.575
10		21 - 10 API RD	30 - 10 API RD	
8			30 - 8 API RD	40 - 8 API RD

Order example: 30 - 8 API RD MT7

Internal UN Kits



MTK 12 I UN	MTK 14 I UN
<u>INSERTS</u>	<u>INSERTS</u>
12 32 UN	14 24 UN
12 24 UN	14 24 UN
12 20 UN	14 20 UN
12 20 UN	14 20 UN
12 16 UN	14 16 UN
12 16 UN	14 16 UN
<u>TOOLHOLDER</u>	<u>TOOLHOLDER</u>
SR 0375 H12	SR 0670 H14
<u>KEY</u>	<u>KEY</u>
K12	K14
<u>SCREW</u>	<u>SCREW</u>
S12	S14

Order example : MTK 14 I UN

Special Tools



In addition to standard products, Carmex manufactures special tools and inserts according to customers' requests. Special tools are supplied in short delivery times.

