



Demonstration

Mill-Thread Inserts and Toolholders for machining deep threads

- Improved productivity due to multi-insert toolholders.
- Partial Profile, standard or U-Type inserts for a wide range of threads.
- Inserts with three cutting edges, reduces tooling costs.
- Low cutting resistance due to the single point inserts.
- Holder allows for a long overhang and includes internal coolant.
- Same insert and toolholder for both external and internal thread.

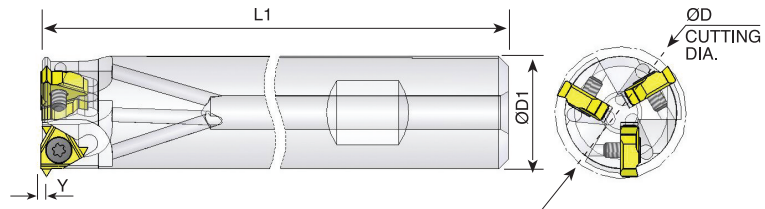
Contents:

Page:

Standard Toolholders and Inserts
U-Type Toolholders and Inserts

2
3-4

D-Thread Mill-Thread Inserts & Toolholders for machining deep threads



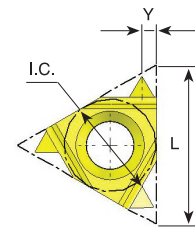
Ordering Code	Insert Size		Y	D	D1	L1	No. of Inserts	Insert Screw	Torx Key
	L mm	I.C							
SR0925Q11	11	1/4	.04	.925	.75	7.5	3	SE11	K11

Partial 60° Size 11

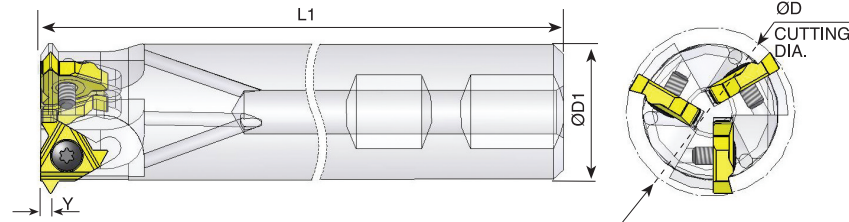
Ordering Code		Pitch Range	
		mm	TPI
11 60D	INT.	1.0 - 2.0	24 - 12
	EX.	0.75 - 1.5	32 - 14

Partial 55° Size 11

Ordering Code		Pitch TPI
11 55D	INT./EX.	24 - 14



Coated Grade: BMA



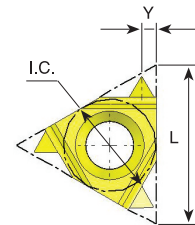
Ordering Code	Insert Size		Y	D	D1	L1	No. of Inserts	Insert Screw	Torx Key
	L mm	I.C							
SR1220R16	16	3/8	.07	1.22	1	8.86	3	SE16	K16

Partial 60° Size 16

Ordering Code		Pitch Range	
		mm	TPI
16 60D	INT.	2.5 - 3.5	10 - 7
	EX.	2.0 - 3.0	12 - 8

Partial 55° Size 16

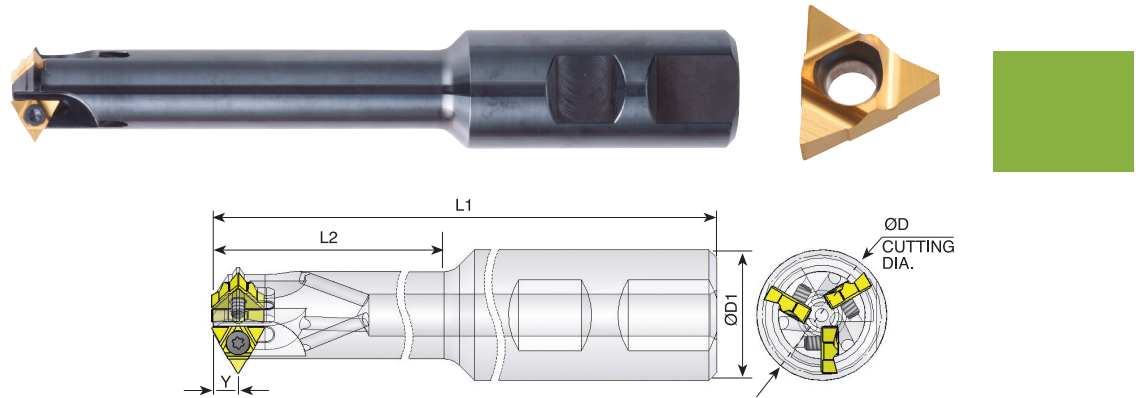
Ordering Code		Pitch TPI
16 55D	INT./EX.	12 - 8



Coated Grade: BMA

D-Thread

D-Thread Mill-Thread Inserts & Toolholders for machining deep threads



Ordering Code	Insert Size		Y	D	D1	L1	L2	No. of Inserts	Insert Screw	Torx Key
	L mm	I.C								
* SR0580M11U	11U	1/4U	.20	.580	.625	5.9	2.16	1	SE11	K11
** SR0810M11U	11U	1/4U	.20	.810	1	5.9	2.56	2	SE11	K11
SR0905M11U	11U	1/4U	.20	.905	1	5.9	3.46	3	SE11	K11

* Pitch limitations: for partial 60° - INT. - 10-9 TPI, EX. -12 - 10 TPI; for partial 55° - 12 - 9 TPI

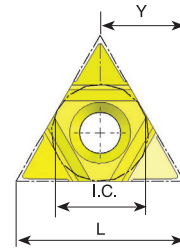
** Pitch limitations: for partial 60° - INT. - 10-8 TPI, EX. -12 - 9 TPI; for partial 55° - 12 - 9 TPI

Partial 60° Size 11U

Ordering Code		Pitch Range	
		mm	TPI
11U 60D	INT.	2.5 - 4.0	10 - 6
	EX.	2.0 - 3.0	12 - 8
11U 60D-18-12	INT.	1.5 - 2.0	18 - 12
	EX.	1.25 - 1.75	20 - 14

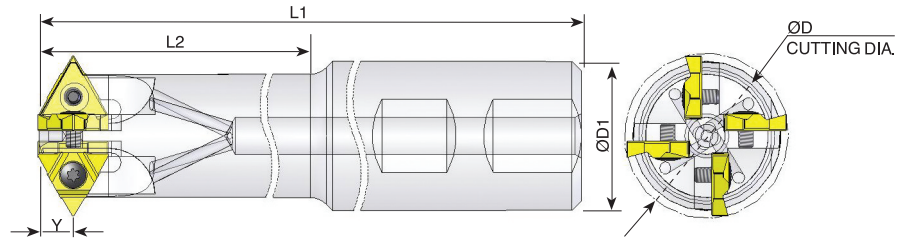
Partial 55° Size 11U

Ordering Code		Pitch TPI
11U 55D	INT./EX.	12 - 7

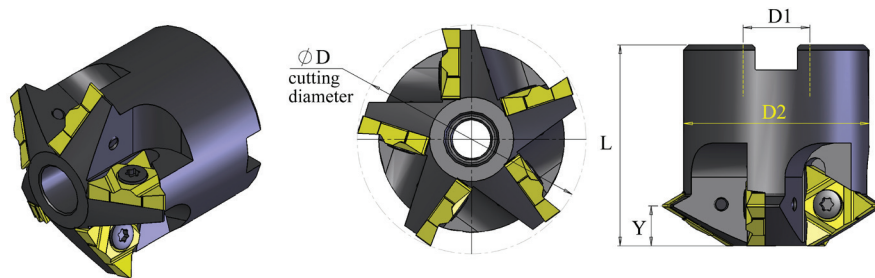


Coated Grade: BMA

D-Thread Mill-Thread Inserts & Toolholders for machining deep threads



Ordering Code	Insert Size		Y	D	D1	L1	L2	No. of Inserts	Insert Screw	Torx Key
	L mm	I.C								
SR1400R16U	16U	3/8U	.30	1.40	1.25	8.66	6.1	4	SE16	K16



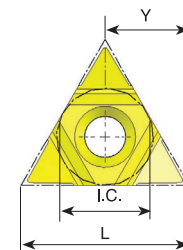
Ordering Code	Insert Size		Y	D	D1	D2	L	No. of Inserts	Insert Screw	Torx Key
	L mm	I.C								
SR1710B16U - 5	16U	3/8U	.30	1.71	0.5	1.39	1.5	5	SE16	K16

Partial 60° Size 16U

Ordering Code		Pitch Range	
		mm	TPI
16U 60D	INT.	4.0 - 6.0	6 - 4
	EX.	3.0 - 5.0	8 - 5
16U 60D-16-8	INT.	1.5 - 3.0	16 - 8
	EX.	1.5 - 2.5	18 - 10

Partial 55° Size 16U

Ordering Code		Pitch TPI
16U 55D	INT./EX.	6 - 4.5



Coated Grade: BMA